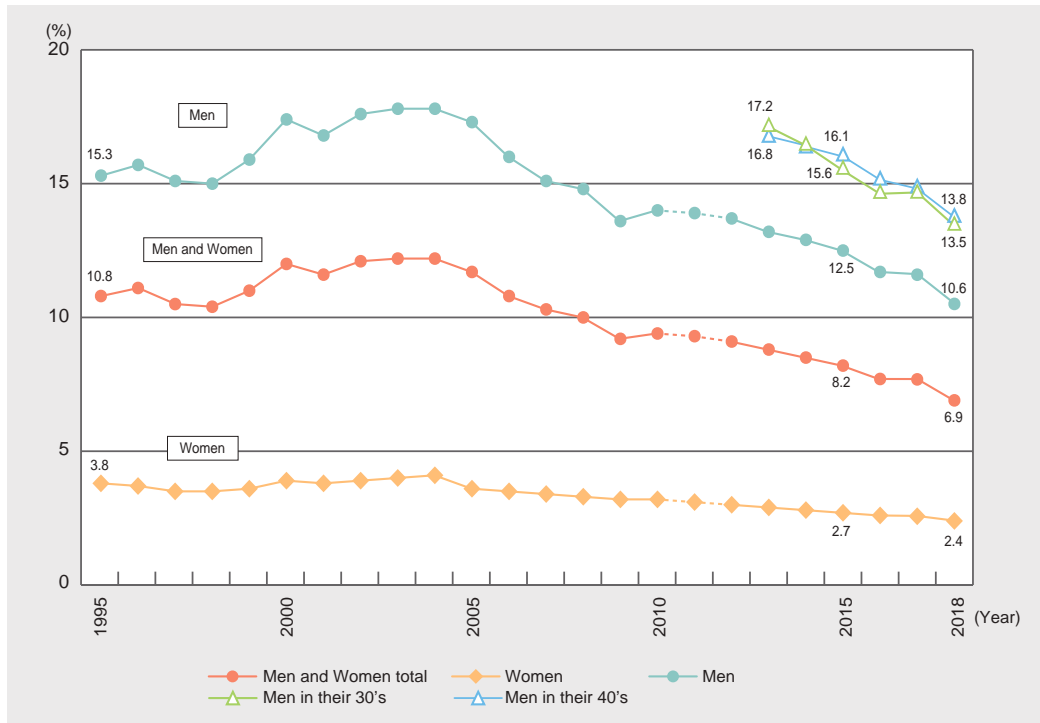


4. Work-life Balance

■ Proportion of Full-time Workers Working 60 Hours or More per Week

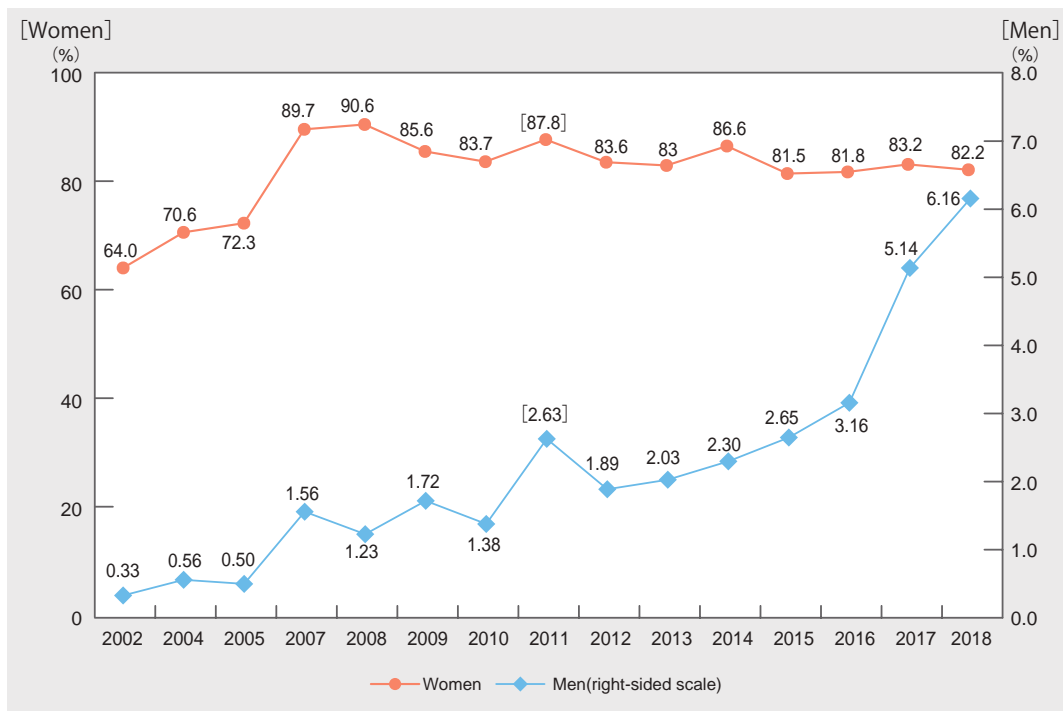
For men in their 30s and 40s--ages at which child-rearing is mostly conducted--the proportion of employed men who work 60 hours or more per week is approximately 14%, which is a high level.



Source: "Labour Force Survey (Basic Tabulation)," MIC.
 Note: Data of 2011 does not include three prefectures (Iwate, Miyagi, and Fukushima).

■ Rate of Taking Child Care Leave

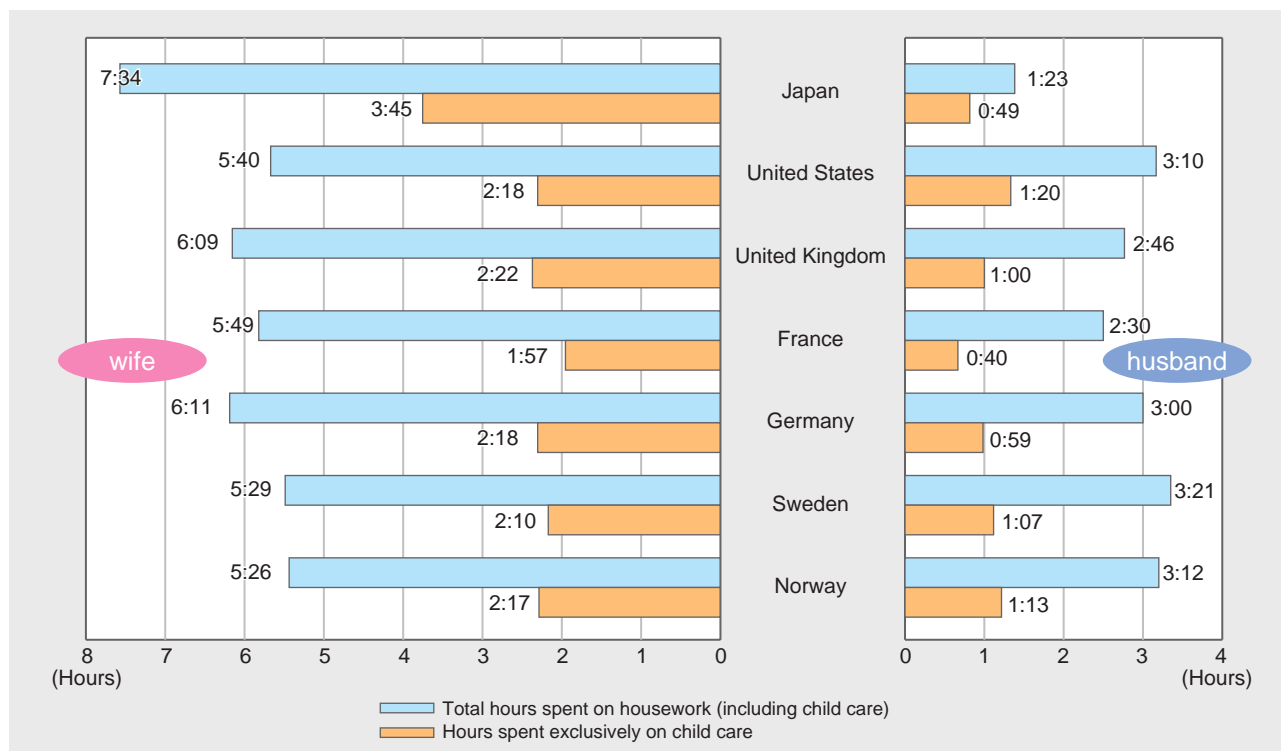
The rate of women taking child care leave has hovered over 80% in recent years. On the other hand, the rate of men taking child care leave is still low although it has increased year by year.



Source: "Basic Survey of Gender Equality in Employment Management," MHLW.
 Note: Data of 2011 does not include three prefectures (Iwate, Miyagi, and Fukushima).

Time Spent on Housework and Child Care by Husbands and Wives with a Child or Children Under Six Years Old (per day)

The time spent on housework and child care by Japanese men is at the lowest level on a global basis.



Note:

1. "How Europeans Spend Their Time Everyday Life of Women and Men" (2004) by Eurostat; "American Time Use Survey" (2016) by Bureau of Labor Statistics of the U.S.; and "Survey on Time Use and Leisure Activities" (2016) by MIC.
2. The figures for Japan are the total number of hours "housework," "caring or nursing," "child care," and "shopping" conducted by husbands and wives exclusively from households that consist of a "married couple with a child or children."

Circumstances of the Birth of a Second or Subsequent Children, from the Perspective of the Time Spent for Housework and Child Care by the Husband on Holiday

The longer the time is to be spent by the husband of a married couple with a child or children on housework and child care, the higher the ratio of the birth of a second or subsequent children (over the last 13 years) is.

Note:

1. Taken from the "14th Longitudinal Survey of Adults in the 21st Century (2002 Cohort)" (Survey date: November 2015), MHLW
2. Aggregated from married couples living together who correspond to the following either ① or ②, and ③. However, excluding married couples without "prenatal data of a wife."
 - ① Both husband and wife responded to all 1st to 14th Surveys; or
 - ② Both were single at the time of the 1st Survey, but got married afterwards before the 13th Survey was conducted. After their marriage, both responded to all the Surveys up to the 14th Survey.
 - ③ Upon the prenatal survey, the couple has more than one child.
3. Hours spent on housework and child care for the "had childbirth/s" represents the spent hours upon the prenatal survey, and those for the "No childbirth" represents the spent hours upon the 13th Survey.
4. In case there were more than two childbirths over the last 13 years, the data of the youngest child were aggregated.
5. The total includes cases where "Hours spent on housework and child care are unknown."

