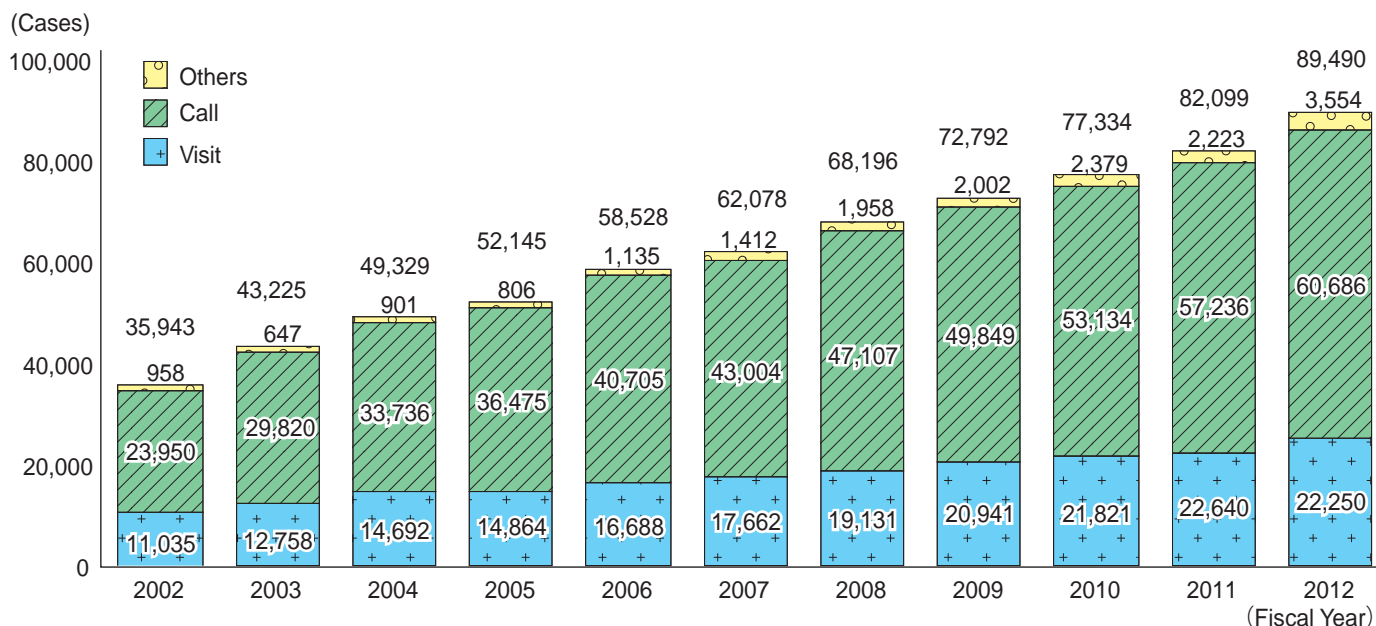


## 6 Violence against Women

### Spousal Violence Situation

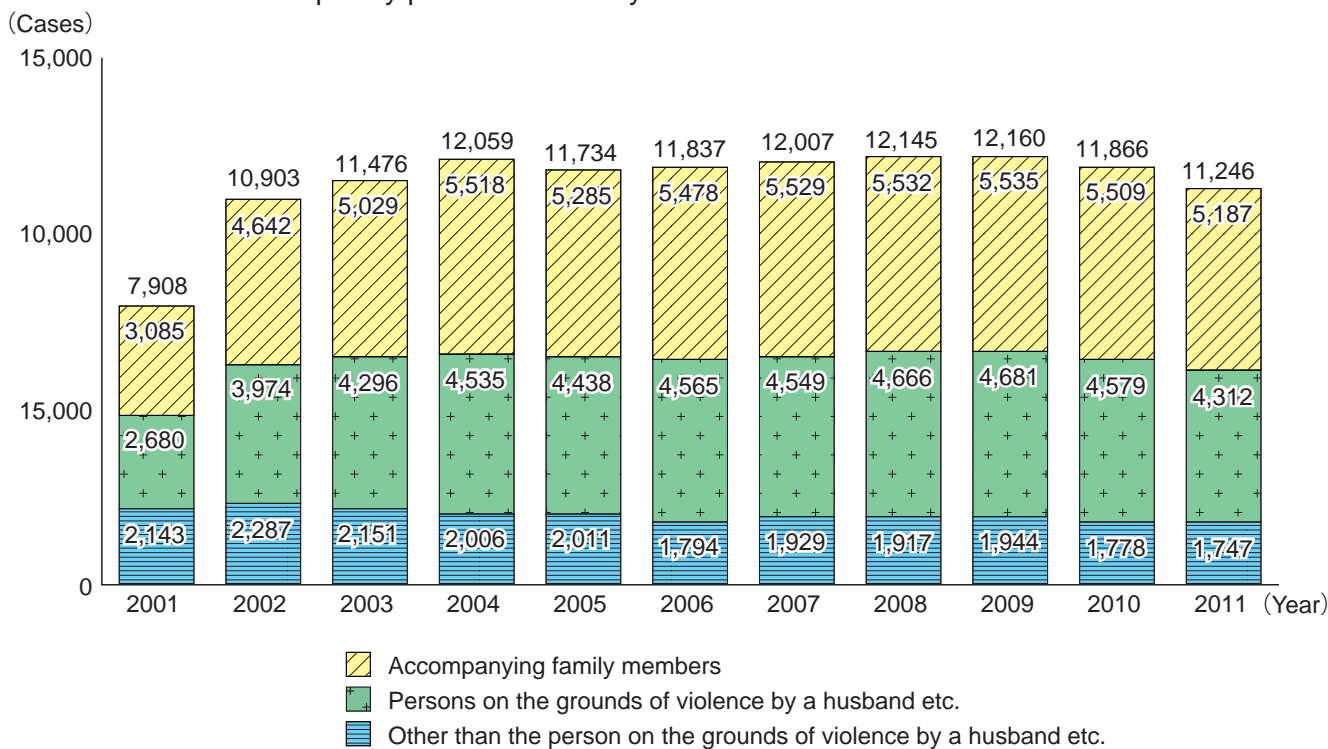
#### Number of consultations at Spousal Violence Counseling and Support Centers



Source: Data from documents of the Cabinet Office

The number of consultations at Spousal Violence Counseling and Support Centers is increasing every year.

#### Number of cases of temporary protective custody at women's consultation centers

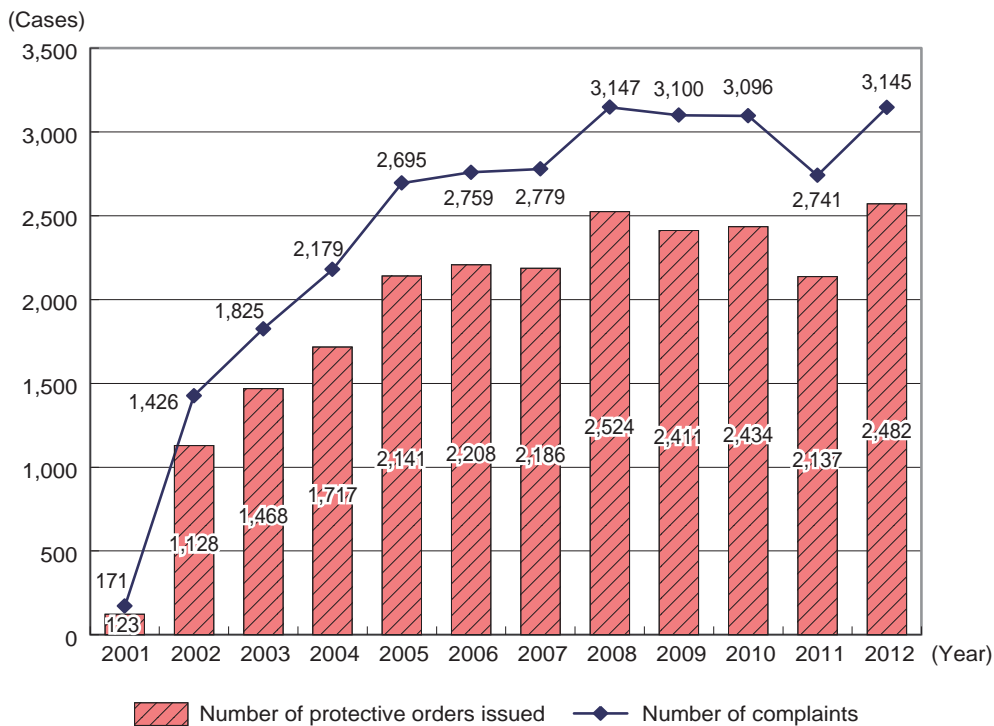


Source: Data from the survey of the Ministry of Health, Labour and Welfare

At least one women's consultation center is set up in each prefecture, based on the Anti-Prostitution Act.

Based on the Act on the Prevention of Spousal Violence and the Protection of Victims, temporary protective custody of victims and their accompanying family members is conducted at women's consultation centers or facilities that meet criteria stipulated by the Minister of Health, Labour and Welfare.

## ● Number of cases of protective orders issued against spousal violence



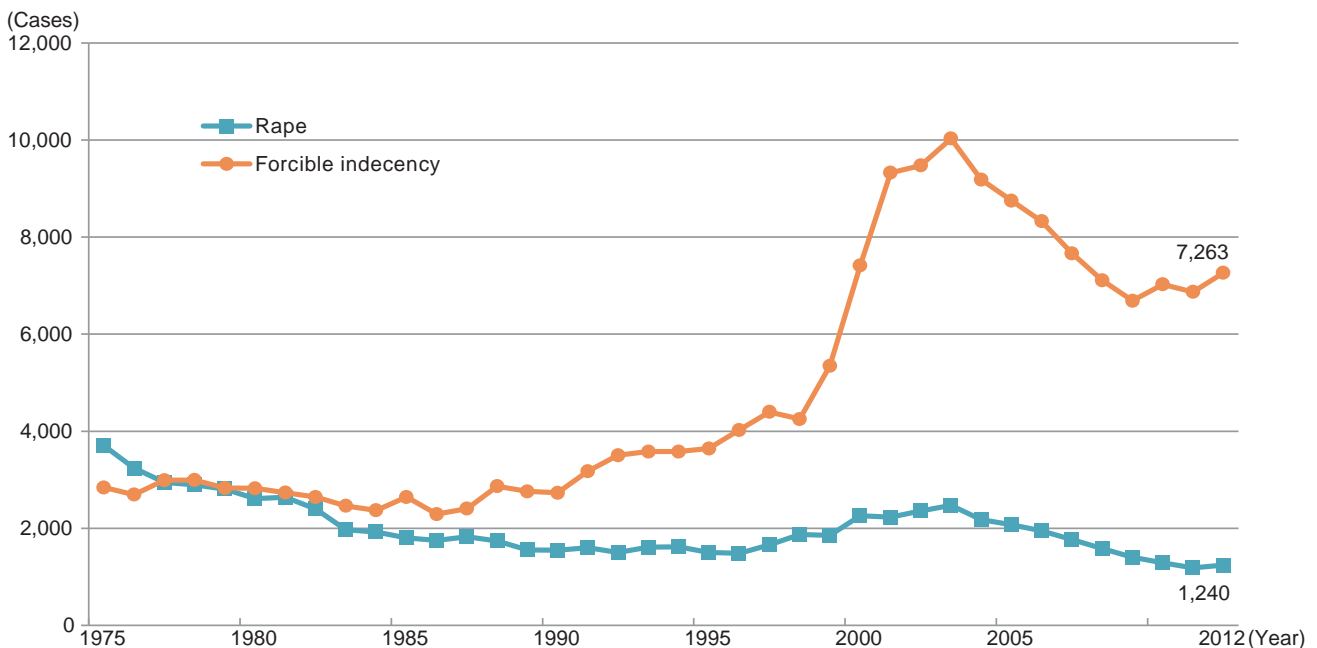
### Notes:

1. Data from documents of the Supreme Court
2. A number of cases in 2001 are the numbers after the implementation of the act on the Prevention of Spousal Violence and the Protection of Victims on 13 October, 2001
3. By the revision of the Act on the Prevention of Spousal Violence and the Protection of Victims, the system of "Order Prohibiting Approach to the Victim's Child" was established in December 2004, and the system of "Order Prohibiting Phone Calls or Other Behavior," and the system of "Order Prohibiting Approach to the Victim's Relative, etc." were established in January 2008.

When there is significant danger to a person's life or the threat of serious physical harm due to physical violence by a spouse, upon request by the victim a court will issue a protective order for the spouse, based on the Act on the Prevention of Spousal Violence and the Protection of Victims.

## ■ Sex Offences

### ● Number of reported cases of rapes or forcible indecencies

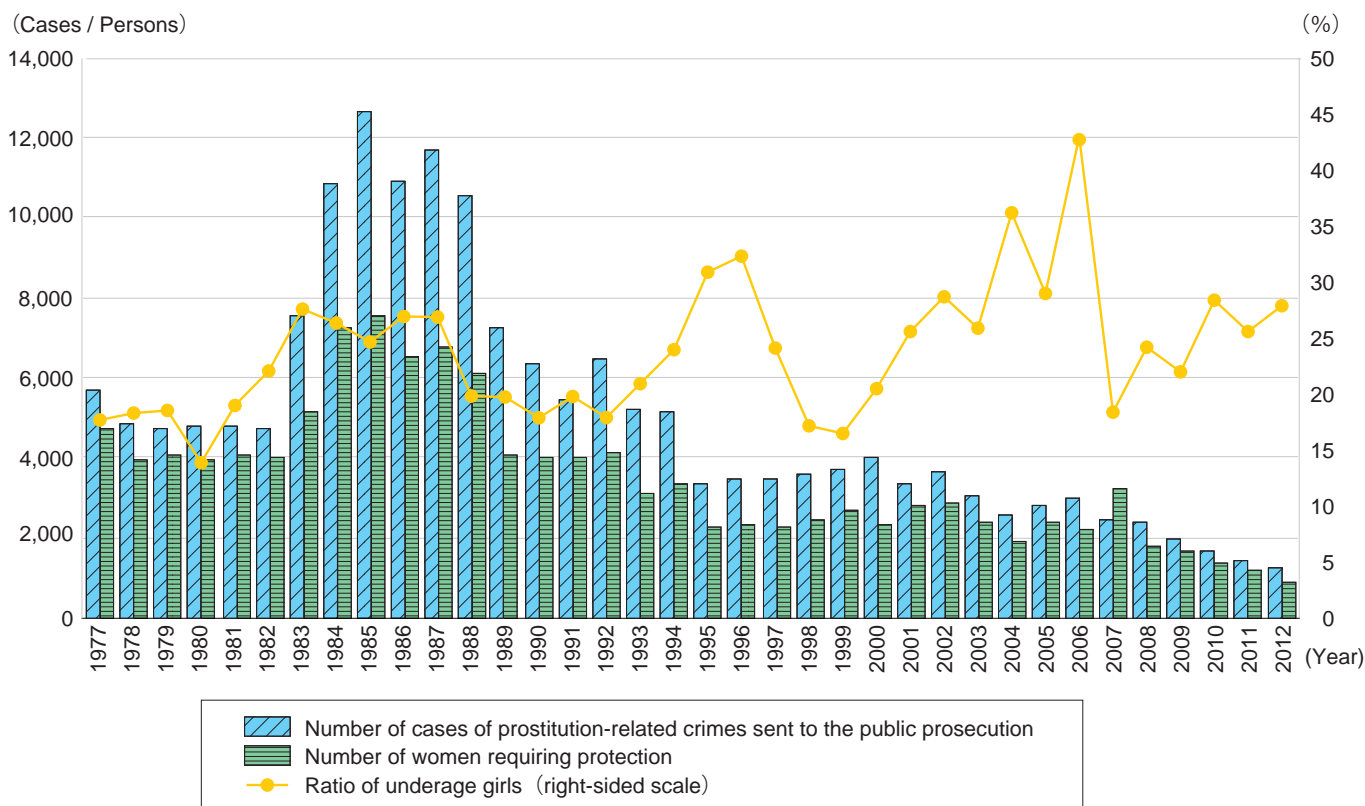


Source: Data from documents of the National Police Agency

Although the number of reported cases of rape had been declining continuously since 2004, it was more than that of the previous year in 2012. Although the number of reported cases of forcible indecency had been declining since 2004, it was more than that of the previous year in 2012.

## Prostitution Situation

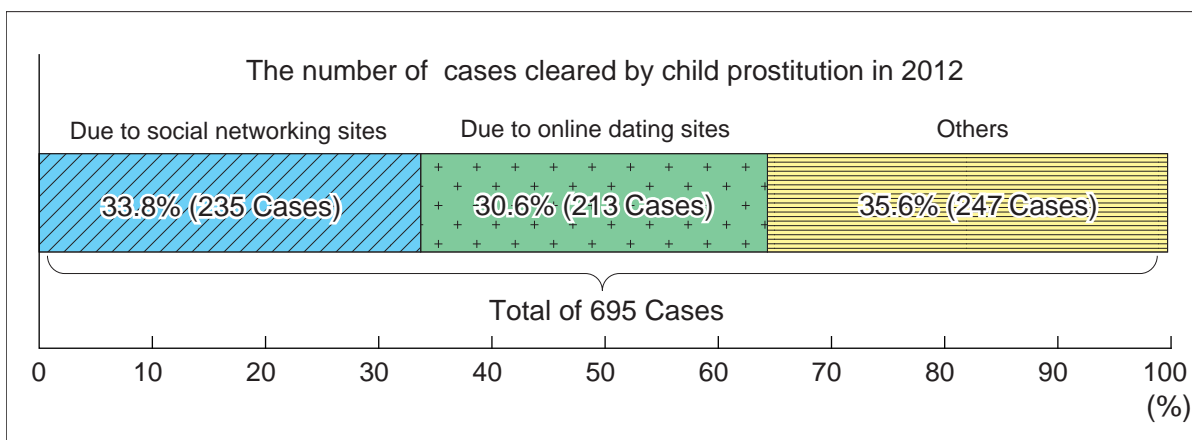
● Number of cases of prostitution-related crimes sent to the public prosecution, total number of women requiring protection, and ratio of underage girls



Source: Data from documents of the National Police Agency

The number of cases of prostitution-related crimes has been declining since 2007 and the total number of women requiring protection has been declining since 2008.

● Number of cases cleared for child prostitution

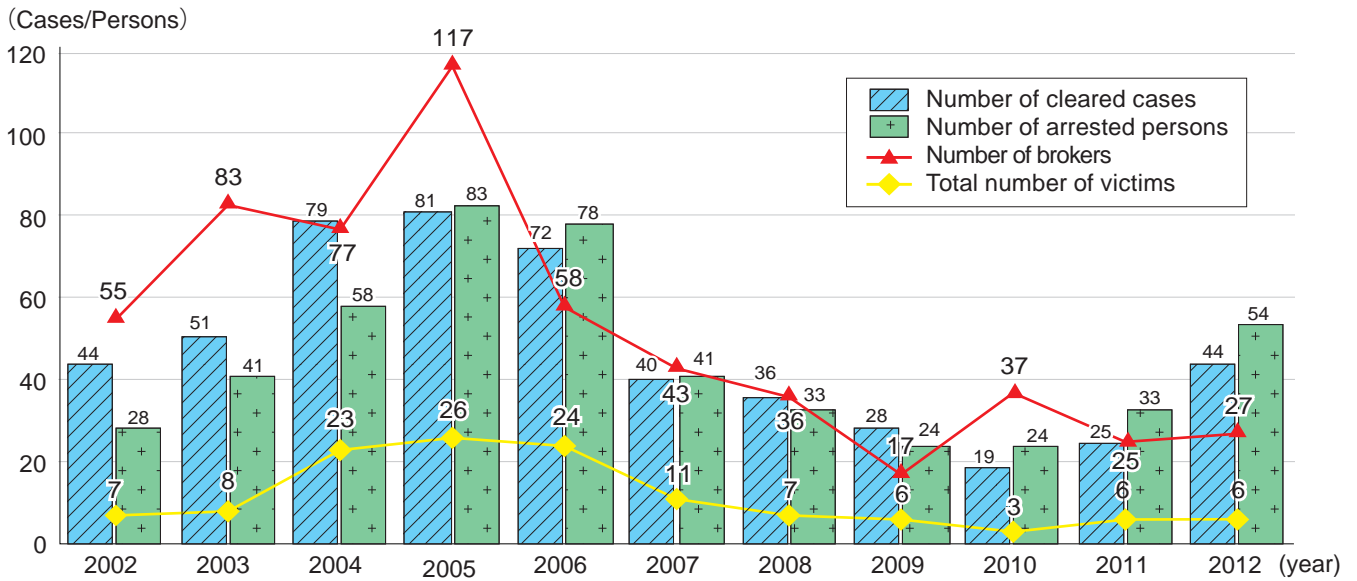


Source: Data from document of the National Police Agency

The number of cases cleared for child prostitution in 2012 was 695 (147 less than the previous year). Of those, 235 (33.8%) arose from use of social networking sites, and 213 (30.6%) arose from use of online dating sites.

## Situation of Trafficking in Persons (TIP)

### Number of cases and persons cleared for TIP

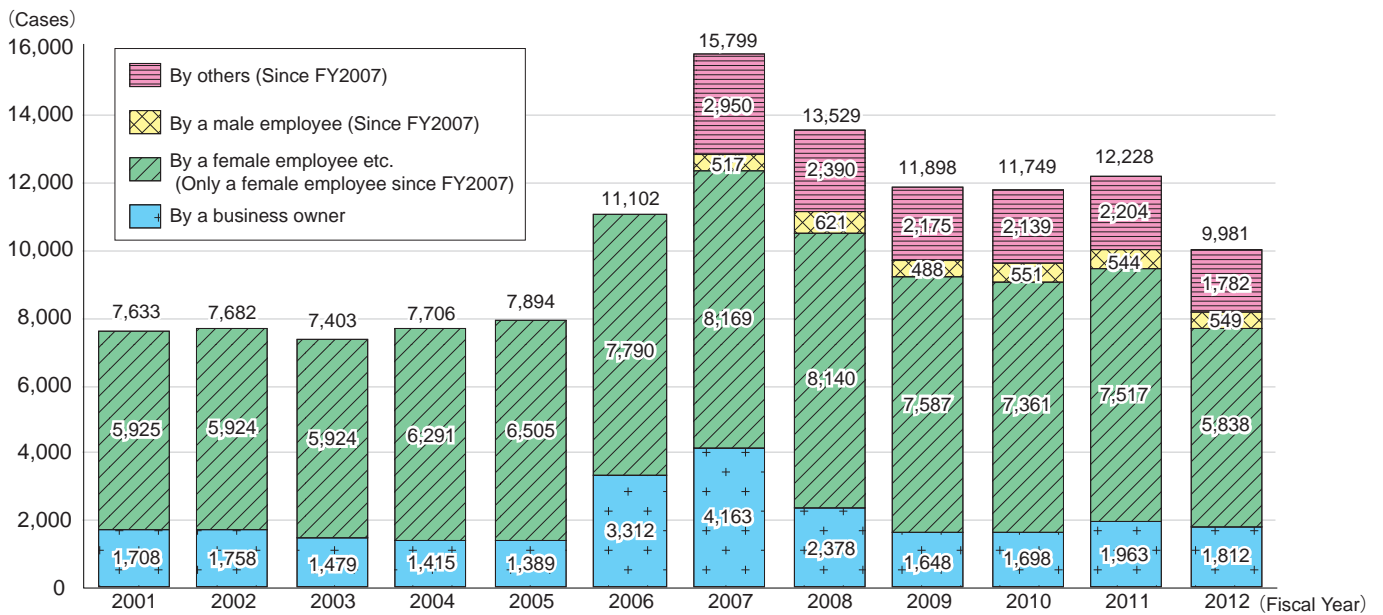


Source: Data from documents of the National Police Agency

Looking at the situation of cases cleared and persons arrested for TIP, it can be seen that, due to revisions of the Immigration Control and Refugee Recognition Act and the Act on Control and Improvement of the Amusement and Entertainment Business, since 2006 there was a trend of a continuous decline in the total number of TIP victims confirmed by the police, but in 2010 that changed to an increase and the trend of the increase has continued since then.

## Sexual Harassment Situation

### Number of consultations about sexual harassment

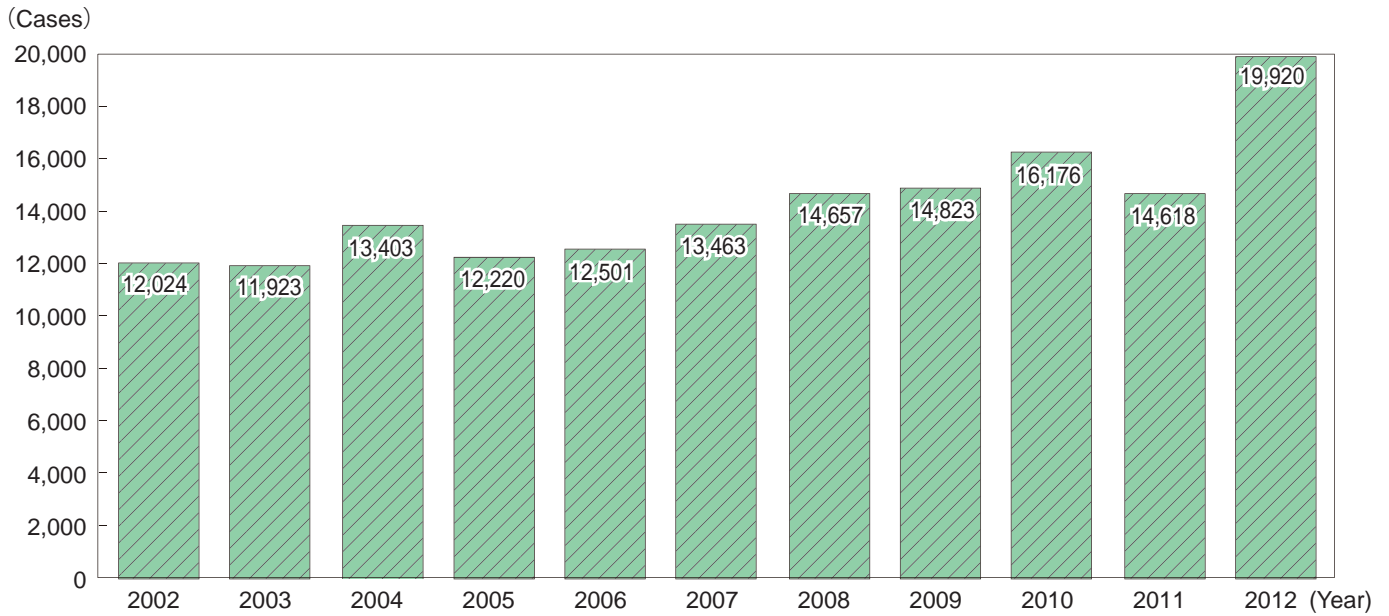


Source: Data from the documents of the Ministry of Health, Labour and Welfare

The number of sexual harassment consultations at the Equal Employment offices at the Prefectural Labour Bureaus in fiscal 2012 was 9,981, and female workers made up about 60 % of those.

## Stalker Activity Situation

● Number of reported cases related to stalker incidents



Source: Data from documents of the National Police Agency

The number of reported cases of stalker incidents in 2012 was 19,920, which was an increase of 5,302 from that of the previous year. 87.4% of the victims were women and 85.9% of the perpetrators were men. The number of reported cases of stalker incidents and the number of cases cleared for violation of the Anti-Stalking Act in 2012 were the highest since 2000, which is when that Act came into effect.