

## 5 The Elderly

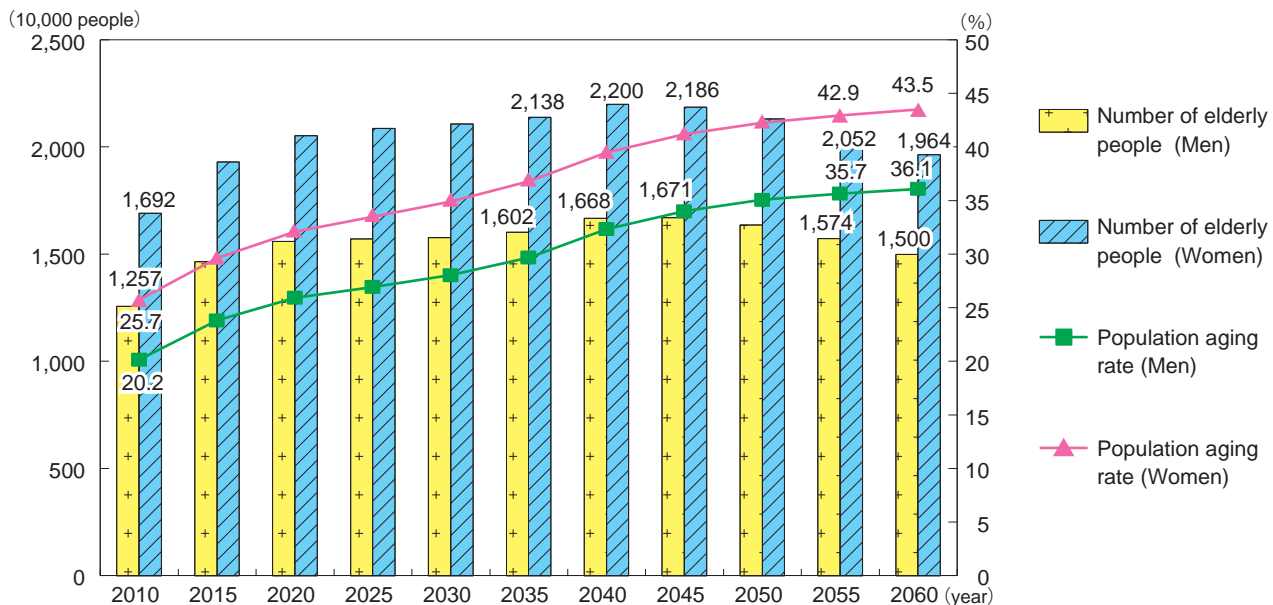
As of October 1 2012, Japan's population aging rate (the population ratio of people age 65 or older compared to the total population) had reached 24.1%, with more than one-fifth (21.2%) for men, and a quarter (26.9%) for women. Women account for more than 60% in the population of people age 75 or older.

The numbers of elderly people living alone for both sexes are expected to continue increasing as the numbers of unmarried and divorced people rise.

Looking at the main caregivers who live with persons requiring care and whose caregiving hours are "almost all day," approximately three-fourths are women, and more than one-third are the wives of the people who require care. This shows that women are bearing a disproportionate burden of elder-to-elder nursing care between spouses, due to factors such as men's shorter average lifespan.

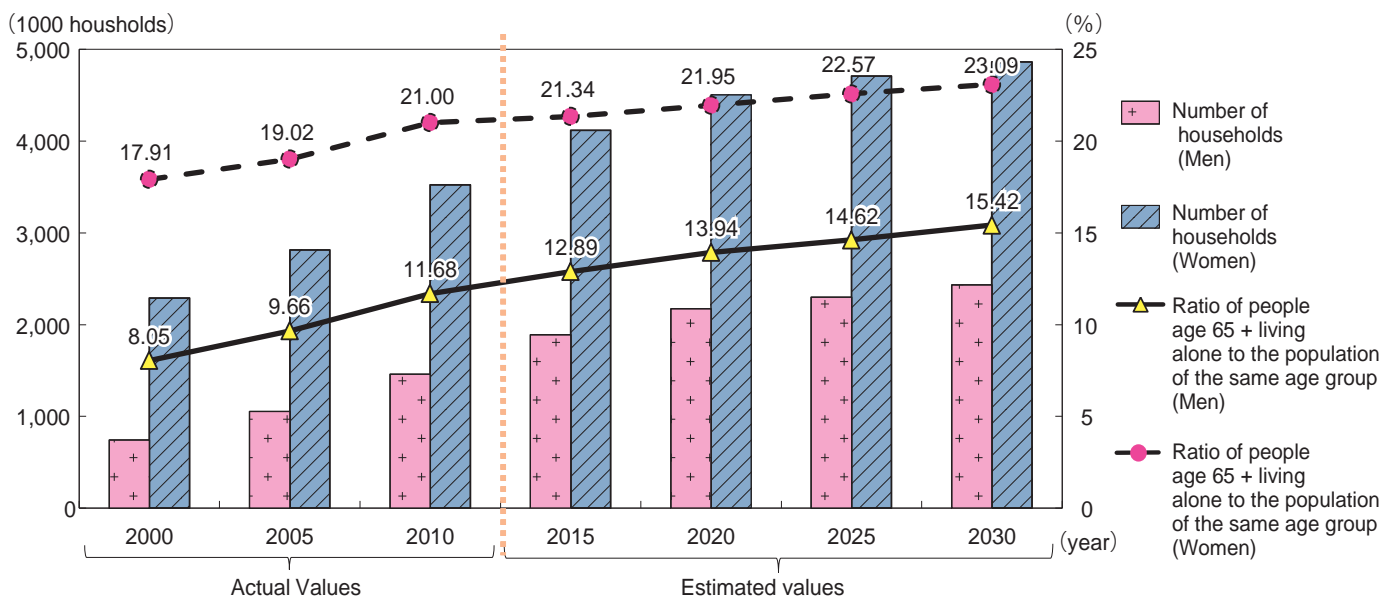
In the context of such circumstances, the government has formulated a "General Principles Concerning Measures for the Aging Society" (Cabinet decision, September 7, 2012) as guidelines for fundamental and comprehensive measures for an aging society, and related government organizations are following the guidelines to collaborate, cooperate, and work to implement measures further.

### Estimates of Population Aging Rates and Numbers of Elderly People Age 65 and Older (by Sex)



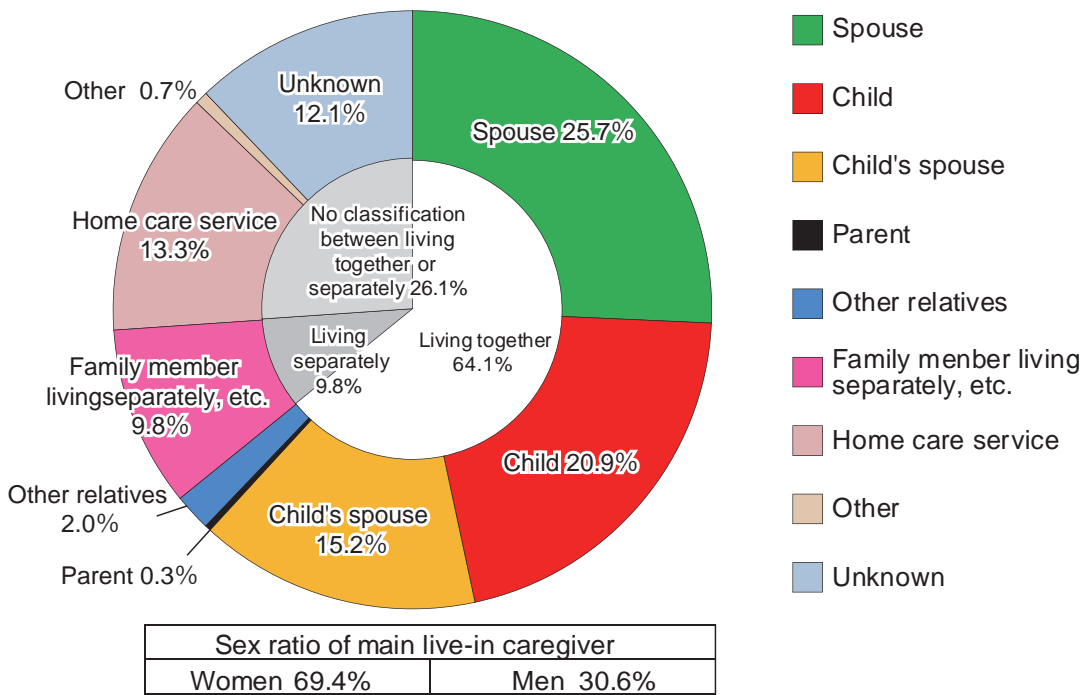
Source: "Population Projection for Japan (medium fertility/medium mortality) (estimated in January 2012)," the National Institute of Population and Social Security Research

### Estimates of the Numbers of People Age 65 and Older Who Live Alone (by Sex)



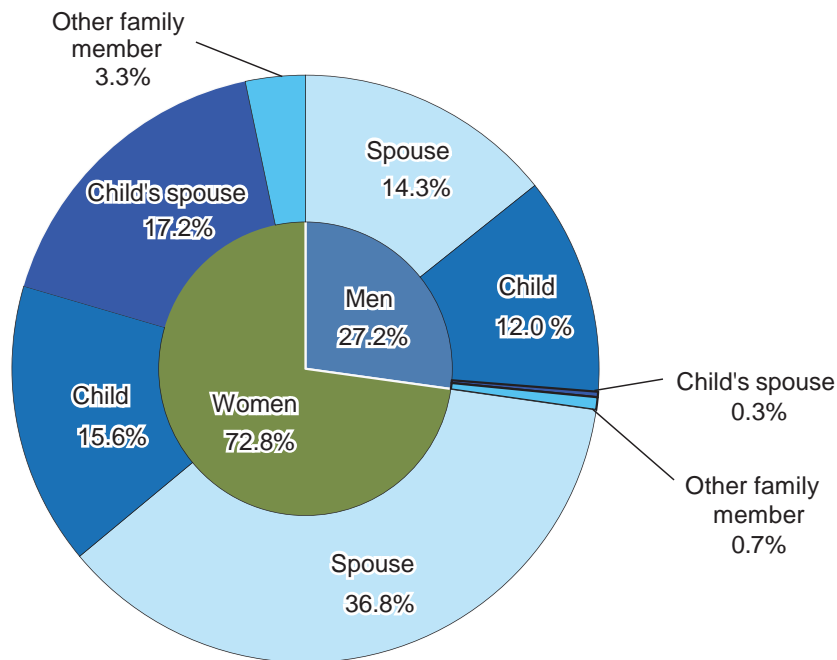
Source: "Household Projections for Japan (estimated in January 2013)" and "Population Projection for Japan (medium fertility/medium mortality variant) (estimated in January 2012)," National Institute of Population and Social Security Research

**Relationship of Main Caregiver from the Perspective of the Person Requiring Care, Etc.**



Source: Created based on "Comprehensive Survey of Living Conditions" (2010), the Ministry of Health, Labour and Welfare

**Ratios of Main Caregiver Who Lives with Persons Requiring Care and Whose Caregiving Hours Are "Almost All Day" (by Sex)**



Source: Created based on "Comprehensive Survey of Living Conditions" (2010), the Ministry of Health, Labour and Welfare

Note: Because the position of the caregiver is indicated from the perspective of the person requiring care, each segment means as follows:

Women: "Spouse" means a wife, "child" means a daughter, "child's spouse" means son's wife

Men: "Spouse" means a husband, "child" means a son, "child's spouse" means daughter's husband