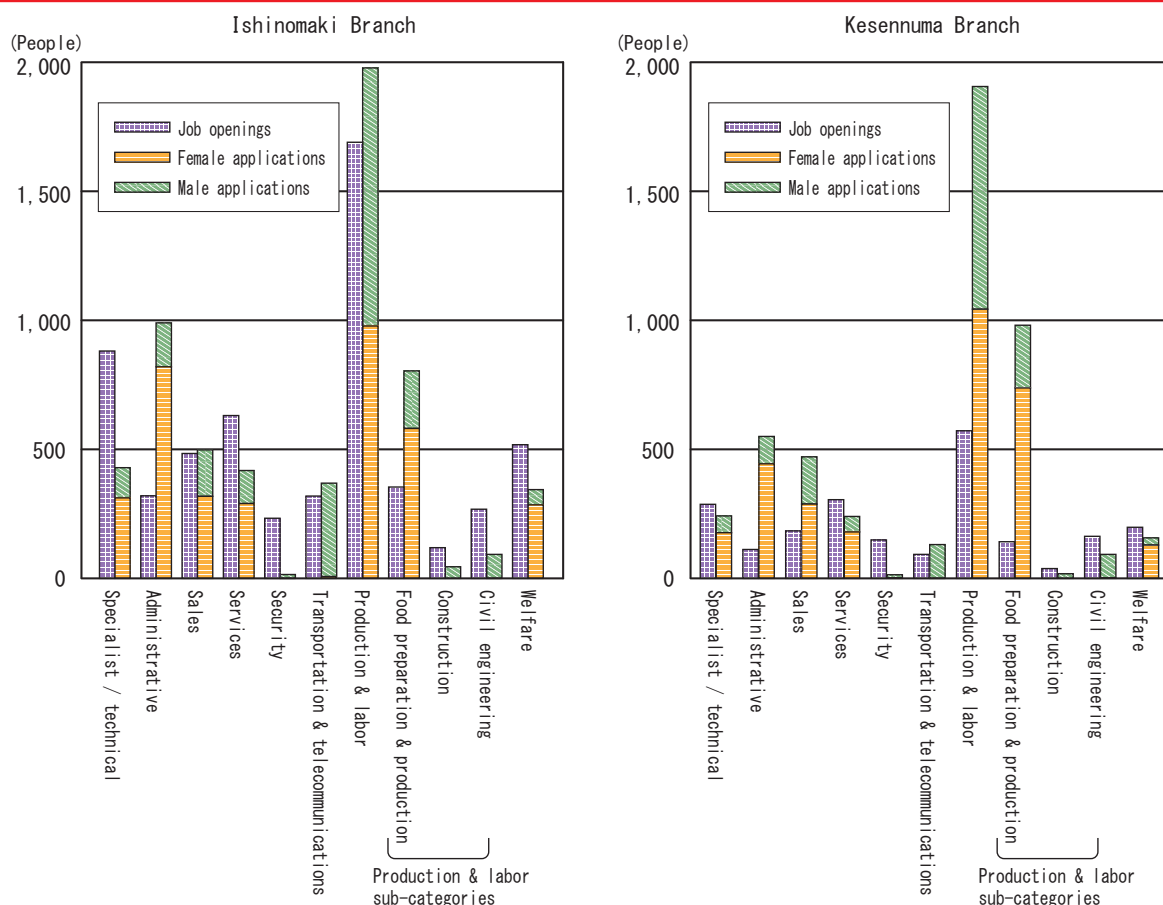


## 10. Disaster Prevention

### The Earthquake's Effects on Employment



Source: Data from the Ministry of Health, Labour and Welfare report (January 2012): 'Current Employment Situation in the Three Disaster-Affected Prefectures (monthly report) (figures for men and women)'.

Notes:

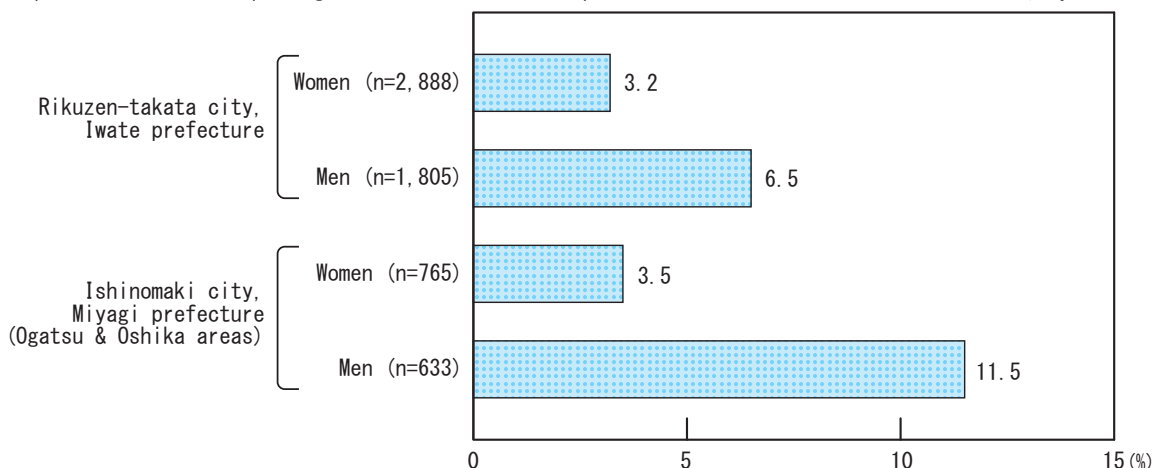
1. Job offering form does not include question on applicant's sex, therefore no data is available on the sex decomposition.
2. Welfare-related work includes those jobs in other categories that are related to welfare.

Looking at job vacancies and job seekers in regions that suffered significant damage from the Great East Japan Earthquake that occurred in March 2011, it can be seen that the jobs-to-applicants ratio in occupations in food item manufacturing, which has a comparatively large number of female job seekers, is low.

Meanwhile, the jobs-to-applicants ratio is greater than the number of effective job seekers in occupations such as construction and civil engineering, but there is a mismatch because there are few female job seekers for such occupations.

### The Earthquake's Effects on Mental Health

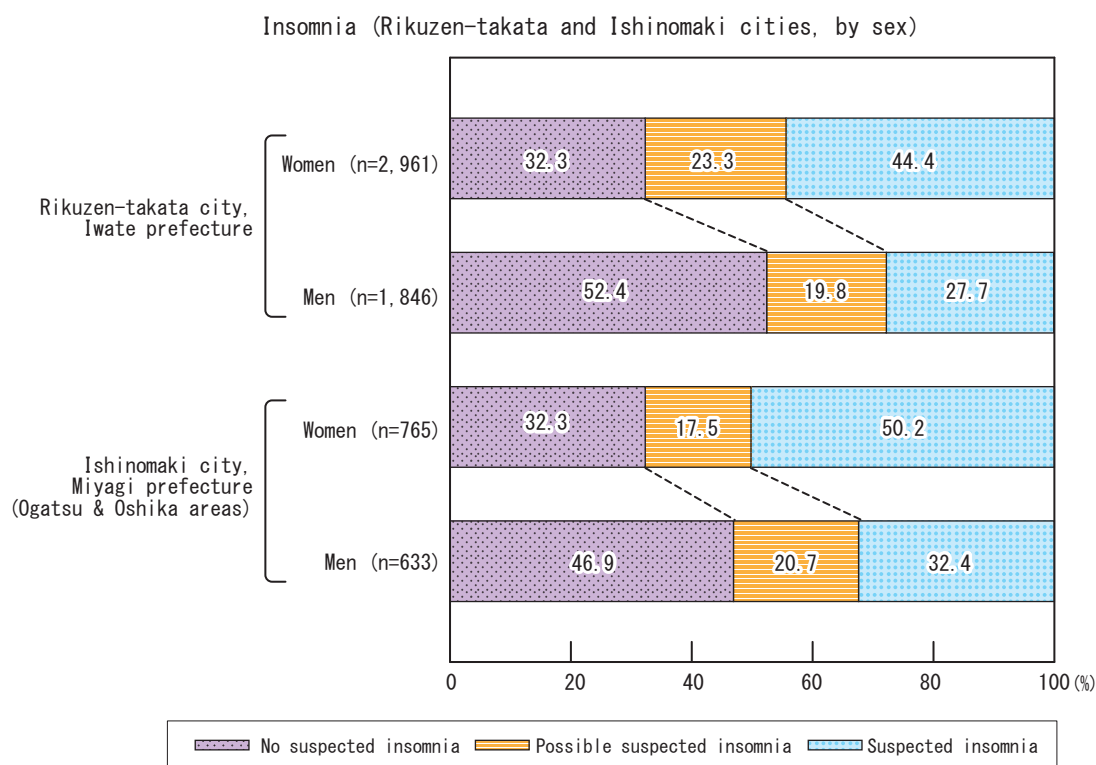
Proportion of Persons Reporting Increased Alcohol Consumption (Rikuzen-takata and Ishinomaki cities, by sex)



Source: Data from the Research Team on 'Survey on the Health and Welfare of Affected People by the Great East Japan Earthquake' (Research leader: Kenji Hayashi, Director, National Institute of Public Health) at the Ministry of Health, Labour and Welfare

Notes:

1. The figures above are taken from a survey conducted with people affected by the Great East Japan Earthquake. This long-term follow-up study on health looks at men and women aged 18 or more, and involves both health check-ups and questionnaires (however, only those questionnaires answered by persons aged 20 or more are referred to for questions regarding to alcohol consumption).
2. Respondents were asked about their weekly alcohol consumption levels before and after the disaster, and the figures above represent the proportion of persons who indicated an increased consumption level after the disaster.
3. Figures for Rikuzen-takata city in Iwate prefecture were drawn up separately for men and women by Professor Kiyomi Sakata of Iwate Medical University, one of the team researchers. The data was collected between October and December 2011.
4. Figures for Ishinomaki city in Miyagi prefecture (Ogatsu & Oshika areas) were drawn up separately for men and women by Professor Ichiro Tsuji of Tohoku University, one of the team researchers. The data was collected between June and August 2011.



Source: Data from the Research Team on 'Survey on the Health and Welfare of People Affected by the Great East Japan Earthquake' (Research leader: Kenji Hayashi, Director, National Institute of Public Health) at the Ministry of Health, Labour and Welfare

Notes:

1. The figures above are taken from a survey conducted with people affected by the Great East Japan Earthquake. This long-term follow-up study on health looks at men and women aged 18 or more, and involves both health check-ups and questionnaires.
2. Figures for Rikuzen-takata city in Iwate prefecture were drawn up separately for men and women by Professor Kiyomi Sakata of Iwate Medical University, one of the team researchers. The data was collected between October and December 2011.
3. Figures for Ishinomaki city in Miyagi prefecture (Ogatsu & Oshika areas) were drawn up separately for men and women by Professor Ichiro Tsuji of Tohoku University, one of the team researchers. The data was collected between June and August 2011.
4. The survey was carried out using the Athens Insomnia Scale, developed as part of the Worldwide Project on Sleep and Health established primarily by the World Health Organization. Respondents are asked to answer eight questions on their sleep patterns over the past month, and the total number of points awarded represents the scale of their insomnia (0-3 points: No suspected insomnia; 4-5 points: Possible suspected insomnia; 6 points or more: Suspected insomnia).

There are more men than women who increased the amount of alcohol they drink after the Great East Japan Earthquake.

Meanwhile, the ratio of people who are strongly suspected of having sleep disorders is greater for women than men.